

# Blackboard Ally Sandbox Pilot

Informational Meeting

March 27, 2018

Clint Lalonde, BCcampus

Billy Gould & Aaron Bond, Blackboard Ally

# Agenda

Why are we here?

What is Ally?

Overview of Sandbox Pilot process

Timelines & Costs

Contributions & Roles (Institution, BB Ally, BCcampus)

After the Sandbox Pilot

Discussion & next steps

# Why are we here?

BCcampus has an opportunity for up to 3 institutions to collaboratively test & evaluate Blackboard Ally, reporting their findings back to the system to help others in their evaluation process, and potentially set the stage for a new collaborative shared service.

# Goals for today

More information on sandbox pilot (goals, timelines, costs).

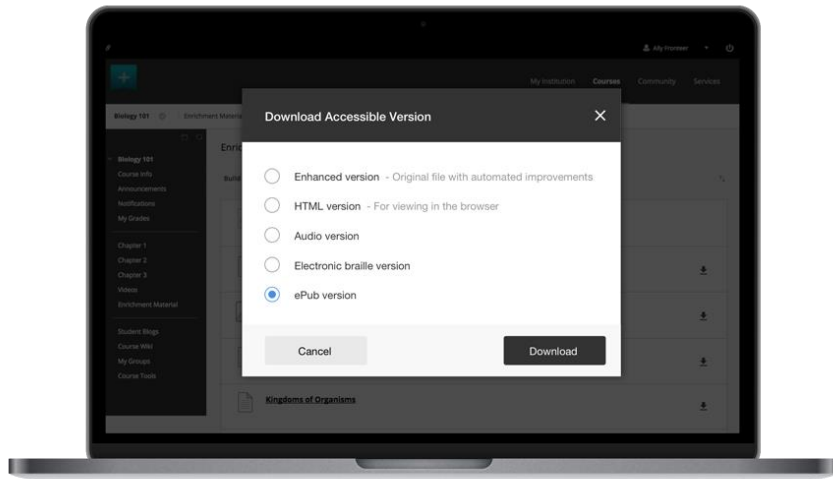
Gauge system interest.

To answer your questions.

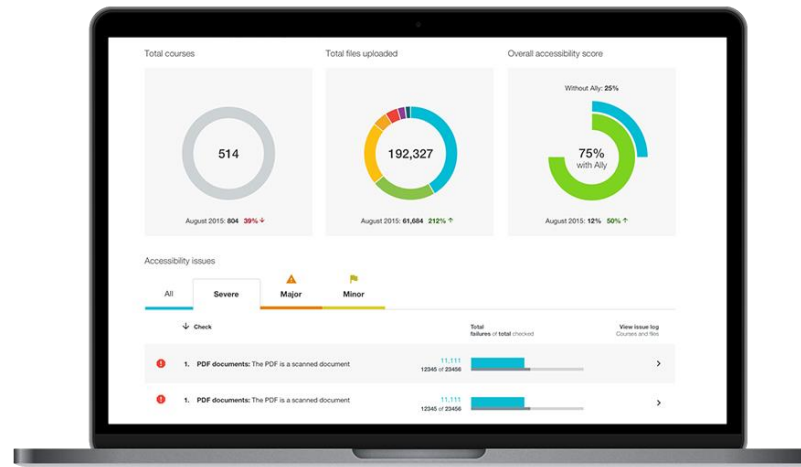
To outline possible next steps.

# What is Ally?

Accessibility add-on for Learning Management Systems



Alternative Formats



Institutional Reports



Instructor Feedback

[BCcampus EdTech Demo Archive](#) (Nov, 2017)  
[BB Ally website](#)

# Sandbox Pilot - Goals

Purpose: Collaboratively evaluate new educational technologies

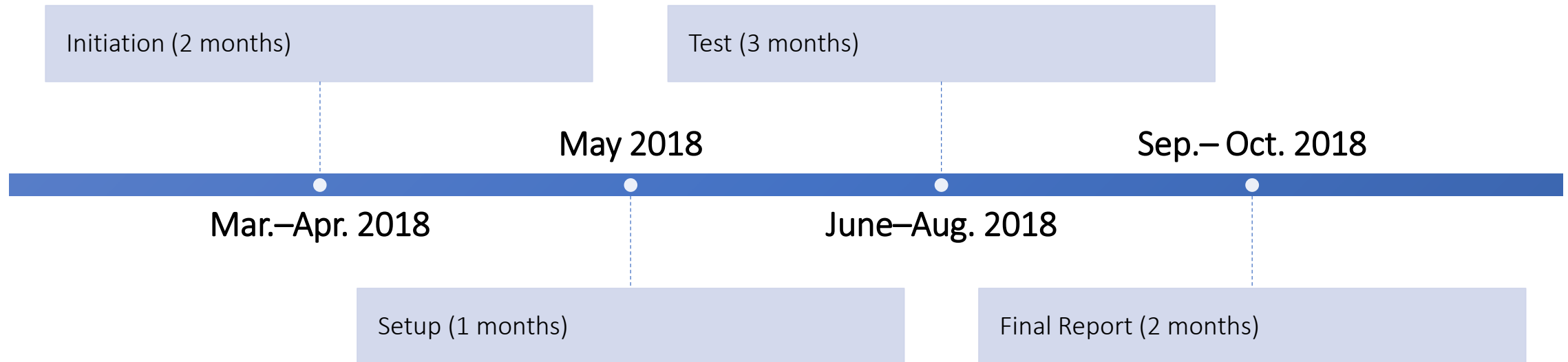
1. To determine the value of the product via user testing
2. To help both BCcampus and institutional partners better understand the operational requirements of the application.
3. To determine if there is interest in the product to move ahead collaboratively to a shared service, or shared licensing agreement (BCNET).

# Sandbox Pilot - Timelines

Each sandbox project has a 6-12 month time frame, divided into 4 phases.

1. **Initiation** (1 -2 months)
2. **Setup** (1-2 months)
3. **Testing** (3-6 months)
4. **Report** (1-2 months)

# BB Ally Timelines (8 months proposed)





# BB Ally Timeline Tasks

## Phase 1: Initiation (March-April 2018)

- Budget is finalized & funding secured.
- **Possible institutional members are approached to determine their level of interest in participating.**
- Institutions finalized & Participation Agreements signed.
- In collaboration with institutions & vendor, a more detailed project plan is developed (MVP).

## Phase 2: Setup (May 2018)

- Kickoff meeting with institutions.
- Evaluation criteria are determined.
- Technical meeting with vendor to determine installation process.

## Phase 3 - Testing (June-Aug 2018)

- Software installed at participating institutions.
- Initial training session with vendor.
- Testing by institutions.

## Phase 4 Reporting (Sept – Oct 2018)

- Software removed from institutional systems.
- Evaluation reports are submitted and made available to BCcampus.
- Next steps are determined by participants.

# Sandbox Pilot Costs (Estimates)

\* Based on 4000-8000 FTE

Item	Per Institution	# of Institution	Total
BB Ally license (per institution, 3 months)	\$6250*	3	\$18,750
Training (group)			\$2000
		Total	\$20,750 (USD) / \$26,690 (CAD)
		BCcampus Grant	\$27,000 (CAD)

# Sandbox Pilot Costs (Estimates)

\* Based on 4000-8000 FTE

Item	Per Institution	# of Institution	Total
BB Ally license (per institution, 3 months)	\$6250*	3	\$18,750
Training (group)			\$2000
Total			\$20,750 (USD) / \$26,690 (CAD)
BCcampus Grant			\$27,000 (CAD)

Item	Per Institution	# of Institution	Total
BB Ally license (per institution, 3 months)	\$6250*	4	\$25,000
Training (group)			\$2000
Total			\$27,000 (USD) / \$34,700 (CAD)
BCcampus Grant			\$27,000 (CAD) <b>-\$7,700</b>

# BB Ally Contributions

3 month license

Installation & configuration support

Initial training session for all participants (done collaboratively)

# BCcampus Contributions

Funding (up to \$27k)

Sandbox Pilot project administration

- Meeting coordination

- Financial coordination with vendor

Collaborative Workspace (Basecamp & Bluejeans)

Collaborative evaluation framework

Repository for final reports

# Institutional Contributions

Institutional champion (approx. 50 hrs)

Involvement from both Accessibility/Disability Services & LMS Owners

Install Ally (license for live, institutional reporting)

Test the application

- Faculty

- Students

- System Administrators

Final deliverable: evaluation report (see examples [BBB](#) & [Guide on the Side](#))

# Evaluation Report

Audience other institutions in the system who may be interested in Ally

Open license

2-4 pages

## Example Questions

Describe how the system was tested at your institution. How often did you use the system during the pilot? How many users did you have testing the system? What types of activities did you try in the system?

What parts of the system did your users like? Dislike?

What worked well with the system and what did not work as expected?

Were there technical issues with the system during the sandbox project? Describe them.

Were you able to find support independently (ie from a user community or other open resources, like websites and blogs) when you experienced issues?

Were there challenges with integrating with the LMS?

What features are missing that you wish the system had?

What advice would you have to other institutions who might be considering using this application?

# After the Sandbox Pilot

Next steps could be:

Nothing

Value to the system: Final Evaluation Reports

Value to individual Institutions: Full system audit of content

Individually license Ally (negotiate directly with BB Ally)

Explore shared licensing options (BCNET)



# Our Next Steps

2 week period of Q&A to clarify any outstanding questions

Initial institutional interest by **Friday April 13<sup>th</sup>** ([clint@bccampus.ca](mailto:clint@bccampus.ca))

If more than 3 interested, we will meet to determine how to move ahead

BCcampus Participation Agreements: **April 30<sup>th</sup>**

Signed by accessibility director & LMS owner

Funding remains open until August 1, 2018

# Questions

Clint Lalonde

Manager, Education Technology & Development

BCcampus

[clint@bccampus.ca](mailto:clint@bccampus.ca)