



**BCcampus**  
Learning. Doing. Leading.

# OER Production Series: Find, Use, Share OER

Kaitlyn Zheng


Coordinator, Open Textbook Publishing

BCcampus

[kqzheng@bccampus.ca](mailto:kqzheng@bccampus.ca)

July 21, 2022

Link to the slides:  
[bit.ly/FUSOER](https://bit.ly/FUSOER)



Unless otherwise noted, this work is released under a CC BY 4.0 Licence.  
Feel free to use, modify, or distribute any or all of this presentation with attribution.

[BCcampus.ca](https://www.bccampus.ca) • [@BCcampus](https://twitter.com/BCcampus) • [#BCcampus](https://www.bccampus.ca)





**BCcampus**

Learning. Doing. Leading.

BCcampus acknowledges the sə́lilwətaʔt təməx<sup>w</sup> (Tsleil-Waututh), Skwxwú7mesh-ulh Temíxw (Squamish), x<sup>w</sup>məθk<sup>w</sup>əyəm (Musqueam), W\_SÁNEĆ (Saanich), and the Esquimalt and Songhees Nations of the Lək<sup>w</sup>əŋən (Lekwungen) Peoples, on whose traditional territories we are privileged to live, work, and play. Through our work we are learning to incorporate Indigenous epistemologies into our actions and understandings, supporting decolonization, reconciliation, and Indigenization to advocate systemic changes in the post-secondary environment of B.C.



# Overview

1. Copyright
2. Introduction to open education and OER.
3. Creative Commons Licences.
4. How to find OER.
5. How to attribute OER.
6. How to combine and remix OER from multiple sources.
7. Questions.



# Copyright



Copyright is the legal framework for protecting the intellectual property of creative works.

It is collection of rights defined under the *Copyright Act*:

- Only the copyright holder has permission to reproduce, adapt, and share the work.
- Copyright protection is automatic. It's not something you have to apply for.





**BCcampus**  
Learning. Doing. Leading.

# What is open education?

“Open education combines the established tradition of sharing good ideas with fellow educators and the collaborative, interactive culture of the Internet. It is built on the belief that everyone should have the freedom to use, customize, improve, and redistribute educational resources without constraint.”

— Cape Town Open Education Declaration, 2007







# The Five R's


Retain	The right to make, own, and control copies of the content.
Reuse	The right to use the content in a wide range of ways.
Revise	The right to adapt, adjust, modify, or alter the content itself.
Remix	The right to combine the original or revised content with other material to create something new.
Redistribute	The right to share copies of the original content, your revisions, or your remixes with others.

The 5 Rs are based on original writing by David Wiley, which was published freely under a CC BY 4.0 license at <http://opencontent.org/definition/>.



# Creative Commons Licenses

- BY = Attribution
- SA = ShareAlike
- NC = NonCommercial
- ND = NoDerivatives



Creative Commons licenses icons are used under the [Creative Commons Trademark policy](#).



# Creative Commons Public Domain Dedication (CC0)

- The creator gave up the copyright and put their work in the worldwide public domain.
- Allows distribute, remix, adapt, and build upon the material in any format, with no conditions.
- Attribution is not required.





# Termination of CC licences

- Creative Commons licences expire when the underlying copyright and similar rights expire.
- All of the CC licences terminate if you fail to follow the license conditions. If this happens, you no longer have a licence to use the material.
  - In the 4.0 licences, your rights under the license are automatically reinstated if you correct this failure within 30 days of discovering the violation.
  - Under the 3.0 and earlier licences, there is no automatic reinstatement.



# Why use and create OER?

- OER can make post-secondary education more financially accessible.
- Instructors can customize the content to the needs of their course and their teaching style.
- OER are available to anyone for free online





# License and share your own materials

## Things to keep in mind

- You still hold copyright over the content
- Creative Commons licences are “non-exclusive,” meaning you can apply a different license to your content in the future
- Creative Commons licences are irrevocable

## Steps

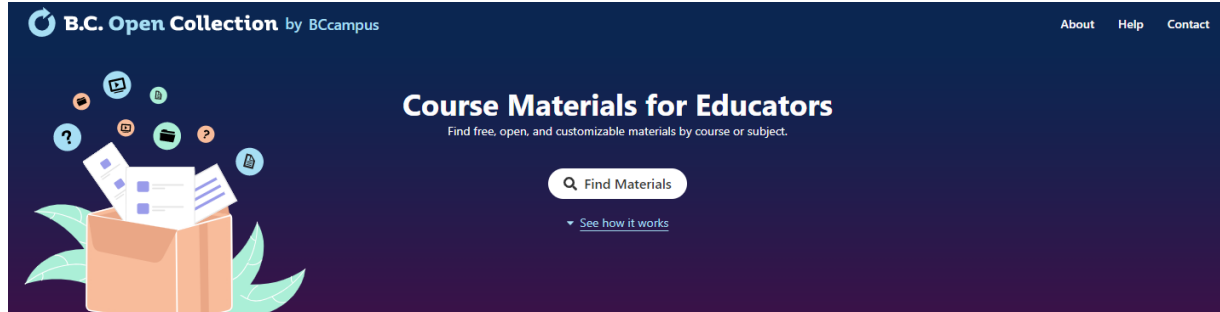
1. Select the license you want to use.
  - [License Chooser](#)
2. Put the license information and your name on your content. You can also add the picture of the license to your resource.
3. Share your content.



Find OER



# B.C. Open Collection



## Find Materials by Subject

<b>Academic/Career Success</b> 7 results	<b>Art and Design</b> 3 results	<b>Biological/Physical Sciences</b> 24 results	<b>Business</b> 433 results	<b>Communication &amp; Writing</b> 88 results	<b>Computer Science</b> 10 results
<b>Earth and Ocean Sciences</b> 13 results	<b>Education</b> 13 results	<b>Engineering</b> 8 results	<b>Health and Medical</b> 16 results	<b>Hospitality/Tourism</b> 1 result	<b>Humanities</b> 35 results
<b>Language Learning</b> 17 results	<b>Law and Criminal Justice</b> 3 results	<b>Math &amp; Stats</b> 164 results	<b>Social Sciences</b> 36 results	<b>Trades</b> 43 results	

- Over 300 open textbooks
- Many are reviewed by instructors
- Many include supplementary materials (i.e., test banks, slides, videos)

[collection.bccampus.ca](https://collection.bccampus.ca)



# Pressbooks Directory

The screenshot shows the 'Find a book' search interface. At the top, there's a search bar with a magnifying glass icon and the text 'Find a book'. To the right of the search bar is a red 'Search' button. Further right are two dropdown menus; the first shows '10 books' and the second is empty. Below the search bar, the text 'Results: 3,700 books' is displayed. To the right of this text is a link that says 'Share this query'. On the left side, there's a 'Filters' section with a list of filter categories: License, Subject, Network, Collection, Last Updated, Language, Publisher, Word Count, HSP Activities, and Storage. Each category has a red downward arrow. To the right of the filters is an 'Active Filters' section. Below the filters, there's a pagination bar with numbers 1 through 7 and a red arrow pointing right. The main content area displays a book entry for 'OER@NC Community of Practice Handbook'. The entry includes the text 'ECAMPUSONTARIO.PRESSBOOKS.PUB | ECAMPUSONTARIO OPEN AUTHORIZING PLATFORM', the title 'OER@NC Community of Practice Handbook', and metadata: '2,042 words | 7.65 MB | 1 HSP activities'. Below the title, it lists 'Author(s): Jackie Chambers Page', 'Subject(s): Education', 'Updated: 07-19-2022', and 'Language: English'. To the right of the text is a blue square graphic with a black padlock icon. The padlock has 'OER@NC' written on it. Below the padlock, the text 'Community of Practice' is written.

Find a book

Search

10 books

Results: 3,700 books

Share this query

Filters

- License
- Subject
- Network
- Collection
- Last Updated
- Language
- Publisher
- Word Count
- HSP Activities
- Storage

Active Filters

1 2 3 4 5 6 7 →

ECAMPUSONTARIO.PRESSBOOKS.PUB | ECAMPUSONTARIO OPEN AUTHORIZING PLATFORM

**OER@NC Community of Practice Handbook**

2,042 words | 7.65 MB | [1 HSP activities](#)

Author(s): Jackie Chambers Page

Subject(s): Education

Updated: 07-19-2022

Language: English

OER@NC

Community of Practice

- A place to search and filter through all books published in Pressbooks.
- Over 2,500 books.

[pressbooks.directory](https://pressbooks.directory)



# OER by Discipline Directory - [opentextbc.ca/oerdiscipline](https://opentextbc.ca/oerdiscipline)

## OER by Discipline Directory

A reference of OER listed by subject area and discipline

Edited by Josie Gray

The BCcampus Open Education *OER by Discipline Directory* lists a wide range of open educational resources organized by discipline. This directory is updated as new resources are identified. Note that textbooks in the [B.C. Open Textbook Collection](#) are not included in this directory.



Creative Commons Attribution

READ BOOK





# OER by Discipline Directory - Parts and Chapters

I. General Collections	+
II. Business	+
III. Communications and Media	+
IV. Computer Science	+
V. Earth and Ocean Sciences	+
VI. Education	+
VII. Engineering	+
VIII. Fine Arts	+
IX. Health, Medical, and Social Work	+
X. Law and Criminal Justice	+
XI. Liberal Arts and the Humanities	+
XII. Math and Stats	+
XIII. Science	+
XIV. Social Sciences	+
XV. Trades	+
XVI. Upgrading	+
XVII. Non-English OER	+
XVIII. Interdisciplinary	+

Math and Stats

---

81.

Math

Last update: Mar 9/20

Collections

Courses

Slides/PowerPoints

Textbooks

Tools

Videos

+

+

+

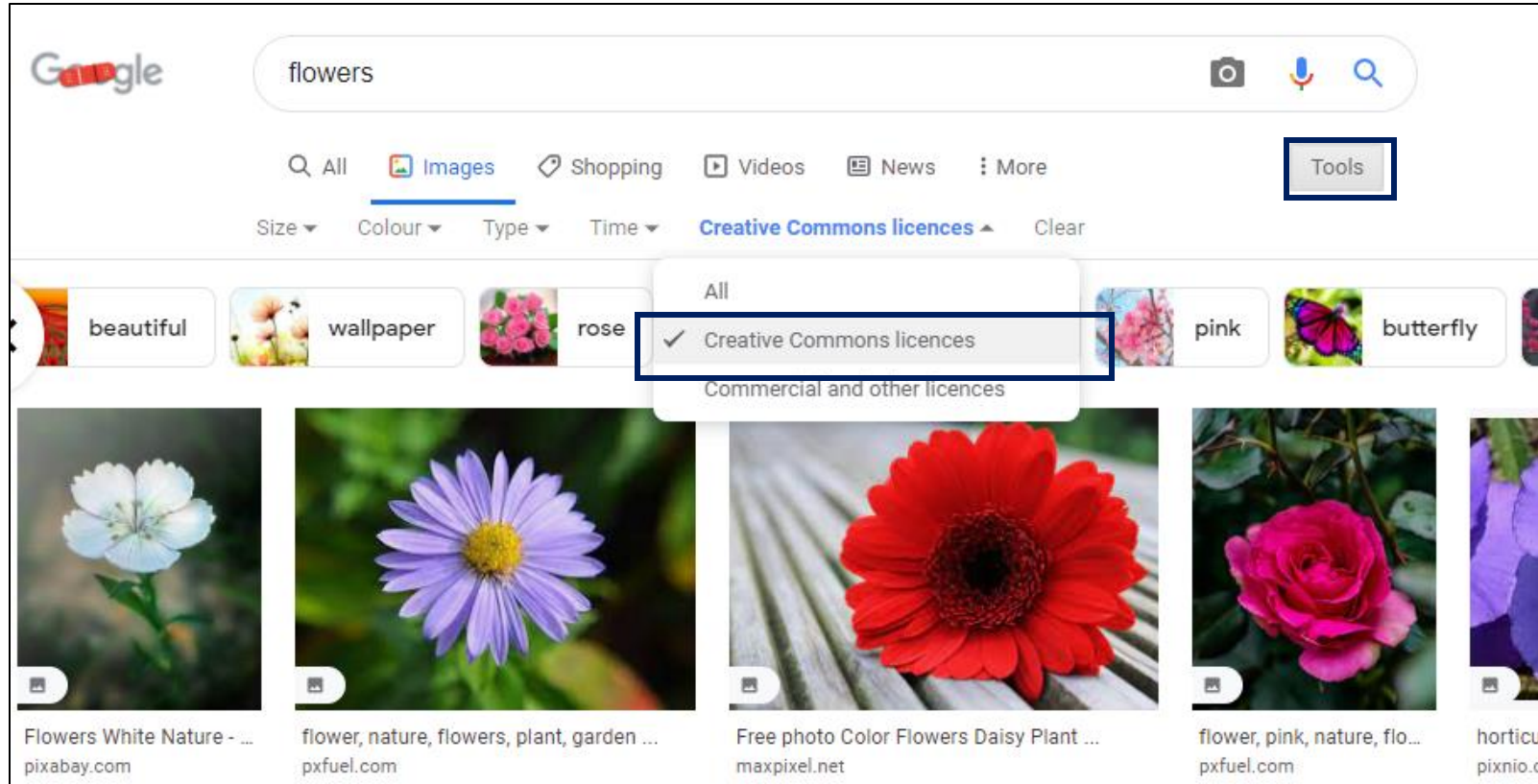
+

+

+

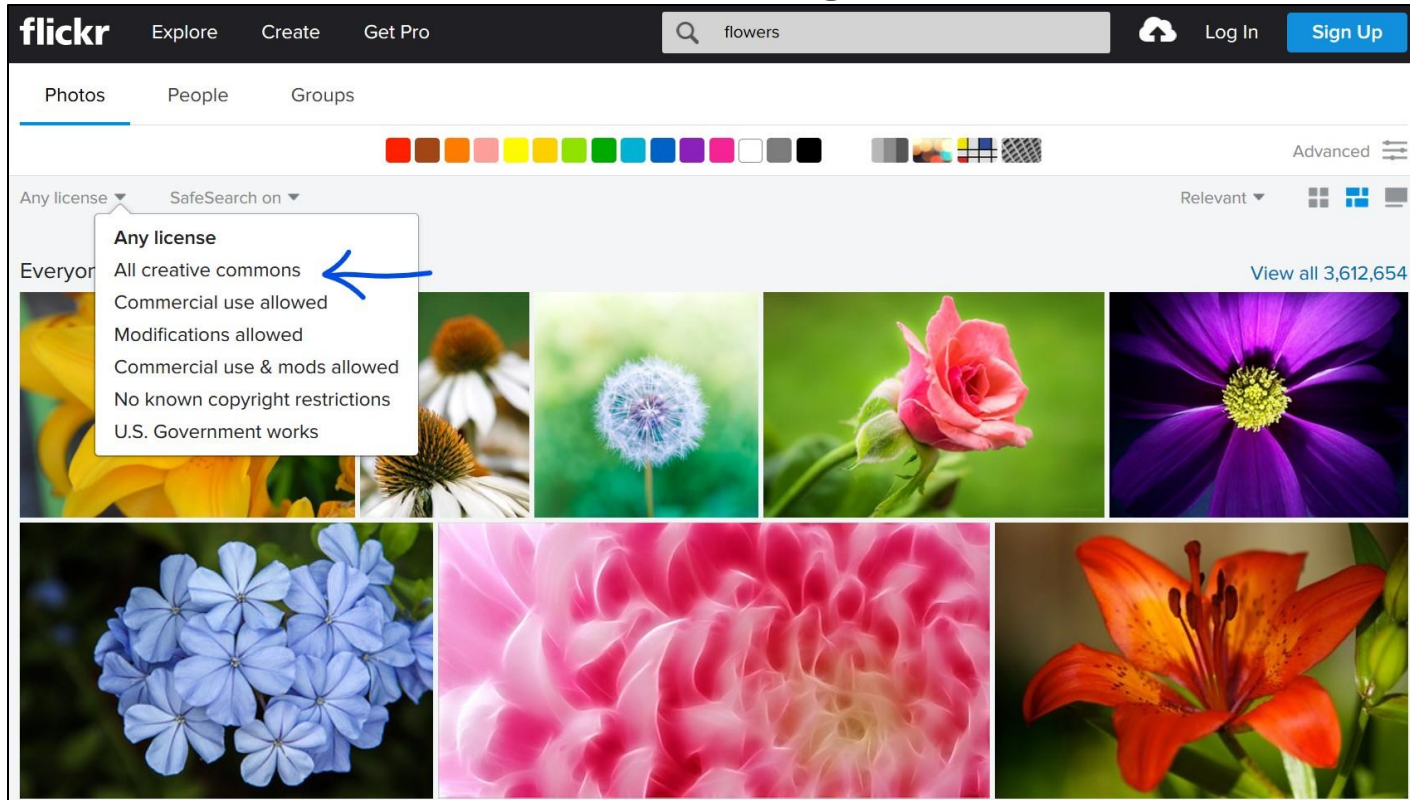


# Find Open Images: Google





# Find Open Images: Flickr




Note: Flickr uses CC 2.0, so make sure you properly attribute the images as required by licence.



# Creative Commons Search Tool

[cc Search](#) | [About](#) | [Feedback](#)

Looking for the old CC Search portal? [Go here](#)



*Search for free content in the public domain and under Creative Commons licenses.*

*Learn more about CC licenses [here](#).*

[Search.CreativeCommons.org](https://search.creativecommons.org)



# Other Open Image Sites

## Pixabay (pixabay.com)

### Pixabay License

Free for commercial use

No attribution required

## Pexels (pexels.com)

### What is allowed?

We tried to keep the Pexels License as simple as possible.

Keep reading to find out more.

- ✓ All photos and videos on Pexels are free to use.
- ✓ Attribution is not required. Giving credit to the photographer or Pexels is not necessary but always appreciated.
- ✓ You can modify the photos and videos from Pexels. Be creative and edit them as you like.

## Unsplash (unsplash.com)

### License

Unsplash photos are made to be used freely. Our license reflects that.

- ✓ All photos can be **downloaded** and used for **free**
- ✓ **Commercial** and **non-commercial** purposes
- ✓ **No permission needed** (though attribution is appreciated!)

### What is not permitted 🙅

- 🚫 Photos cannot be **sold** without significant modification.
- 🚫 Compiling photos from Unsplash to replicate a similar or competing service.



# Find Open Videos: YouTube

The screenshot shows the YouTube homepage with a search bar containing 'open education'. The left sidebar contains navigation links: Home, Trending, Subscriptions, Library, History, and a sign-in prompt. The main content area displays a table of filters. A purple circle highlights the 'FILTER' button, and a purple arrow points to the 'Creative Commons' filter option in the 'FEATURES' column.

UPLOAD DATE	TYPE	DURATION	FEATURES
Last hour	Video	Short (< 4 minutes)	Live
Today	Channel	Long (> 20 minutes)	4K
This week	Playlist		HD
This month	Movie		Subtitles/CC
This year	Show		Creative Commons
			360°
			VR180
			3D
			HDR
			Location
			Purchased



# Suggestions for the Collections

BCcampus Open Education offers a growing collection of resources designed for educators across the province. If you have identified an open textbook or open course materials in your subject area, course level, or program, or for your faculty needs, that is not currently in our collection, we'd like to hear about it.

Submission Form: <https://open.bccampus.ca/browse-our-collection/suggestion-for-the-collection/>



# Use and Share OER



# Citation vs. Attribution

- Citation: A citation allows authors to provide the source of any quotations, ideas, and information that they include in their own work based on the **copyrighted** works of other authors.
- Attribution: Attribution is the cornerstone condition when using a resource or text released with an **open-copyright licence**. This **legal requirement** states that users must attribute — give credit to — the creator of the work.



Citation	Attribution
Academic and legal purposes (plagiarism and <b>copyright infringement</b> ).	Legal purposes (e.g., rules of <b>Creative Commons licences</b> ).
Protects an author who wants to refer to a restricted work by another author.	Author of an open work <b>has given advanced permissions to use</b> their work.
Quote or paraphrase a limited portion of a restricted work.	Quote (or paraphrase) all or a portion of an openly licensed work.
Can paraphrase, but <b>cannot change</b> work without permission.	Author <b>has given advanced permission to change</b> work.
Many citation styles are available: APA, Chicago, MLA.	Attribution statement styles are still emerging, but there are some defined best practices.

Citation vs. Attribution from Self-Publishing Guide by Lauri Aesoph is used under a CC BY 4.0 licence.



# How to attribute (give credit) when using OER


T - Title

A - Author

S - Source (link)

L - Licence

[“Tabby cat zoom  
3”](#) by [Quentin Lowagie](#) is  
licensed under a [CC BY  
4.0 licence](#).





# Creative Commons - YouTube

## Why Open Education Matters

16,877 views • Oct 28, 2012

👍 66    💬 3    ➦ SHARE    ≡+ SAVE    ...



**Ope Bukola**  
37 subscribers

SUBSCRIBE


Why Open Education Matters: using OER to create a global community of teachers and learners

Category    [Education](#)

License    **Creative Commons Attribution license (reuse allowed)**

Source videos    [View attributions](#)

SHOW LESS





# Creative Commons - Wikipedia

Licensing [ [edit](#) ]

I, the copyright holder of this work, hereby publish it under the following licenses:



Permission is granted to copy, distribute and/or modify this document under the terms of the [GNU Free Documentation License](#), Version 1.2 or any later version published by the [Free Software Foundation](#); with no Invariant Sections, no Front-Cover Texts, and no Back-Cover Texts. A copy of the license is included in the section entitled [GNU Free Documentation License](#).

This file is licensed under the [Creative Commons Attribution-Share Alike 3.0 Unported](#) license.

You are free:

- **to share** – to copy, distribute and transmit the work
- **to remix** – to adapt the work

Under the following conditions:

- **attribution** – You must give appropriate credit, provide a link to the license, and indicate if changes were made. You may do so in any reasonable manner, but not in any way that suggests the licensor endorses you or your use.
- **share alike** – If you remix, transform, or build upon the material, you must distribute your contributions under the [same or compatible license](#) as the original.

*You may select the license of your choice.*





# Creative Commons – Open Textbooks



*Pulling Together: Foundations Guide* by Kory Wilson is licensed under a [Creative Commons Attribution-NonCommercial 4.0 International License](https://creativecommons.org/licenses/by-nc/4.0/), except where otherwise noted.

The CC licence permits you to retain, reuse, copy, redistribute, and revise this book — in whole or in part — for free, providing the author is attributed as follows:

*Pulling Together: Foundations Guide* by Kory Wilson is used under a [CC BY-NC 4.0](https://creativecommons.org/licenses/by-nc/4.0/) licence.

This textbook can be referenced. In APA style, it should appear as follows:

Wilson, K. (2018). *Pulling Together: Foundations Guide*. Victoria, BC: BCcampus. Retrieved from <https://opentextbc.ca/indigenizationfoundations/>

## LICENSE



*Pulling Together: Foundations Guide* by Kory Wilson is licensed under a [Creative Commons Attribution-NonCommercial 4.0 International License](https://creativecommons.org/licenses/by-nc/4.0/), except where otherwise noted.

The CC licence permits you to retain, reuse, copy, redistribute, and revise this book — in whole or in part — for free, providing the author is attributed as follows:

*Pulling Together: Foundations Guide* by Kory Wilson is used under a [CC BY-NC 4.0](https://creativecommons.org/licenses/by-nc/4.0/) licence.

This textbook can be referenced. In APA style, it should appear as follows:

Wilson, K. (2018). *Pulling Together: Foundations Guide*. Victoria, BC: BCcampus. Retrieved from <https://opentextbc.ca/indigenization>



# Creative Commons – Other Examples




© Microsoft 2016 Licensed under Creative Commons Attribution-NonCommercial-NoDerivatives (CC BY-NC-ND)

## Acknowledgments and Copyright

To learn more about BCcampus Open Textbook project, visit <http://open.bccampus.ca>

© Camosun College. The Trades Access Common Core resources are licensed under the Creative Commons Attribution 4.0 Unported Licence (<http://creativecommons.org/licenses/by/4.0/>), except where otherwise noted. Under this licence, any user of this textbook or the textbook contents herein must provide proper attribution as follows:



Unless otherwise specified, the content on this website is licensed under a Creative Commons Attribution-ShareAlike 4.0 International License.

---

*This activity is released under a Creative Commons Attribution 4.0 Unported License (CC-BY)*



# Where will you find license information?

Look on pages/sections related to:

- Copyright
- Terms of Use
- Permissions

This info may also be provided in webpage and document footers.



# What to look for?

## Open

- “CC BY,” “CC BY-NC,” etc.
- “Creative Commons Attribution...”
- Creative Commons icons:




## Not open

- All rights reserved.
- No mention of licence information.



# Creative Commons - Flickr



**Cuba Gallery**  
flower  
flower


[+ Follow](#)


400,658  
views

1,219  
faves

116  
comments

Taken on December 18, 2011

 [All rights reserved](#)



**Sunny M5**  
Flower  
flower



[+ Follow](#)


293,116  
views

784  
faves

115  
comments

Taken on August 16, 2014

 [Some rights reserved](#) 



**Kim Siever**  
Flowers


[+ Follow](#)

17,433  
views

5  
faves

2  
comments

Taken on July 22, 2008

 [Public domain](#)



# Remixing OER

## Text Attributions

- This chapter was adapted from “Personal Wellness” from the [EDCP Career Planning Open Course](#) by Mary Shier. [CC BY](#).
- The second, third, and fourth paragraphs under the “Aspects of Personal Wellness” heading are from “[Physical and Mental Health](#)” in *Strategies for Academic Success* by Liv Marken. Adapted by Mary Shier. [CC BY-NC-SA](#).

## Video Attributions

- [Physical Activity Guidelines – Introduction](#) by [Centers for Disease Control and Prevention](#). Standard YouTube licence.
- [Exercise and the Brain](#) by [Demystifying Medicine](#). Standard YouTube Licence.
- [The brain-changing benefits of exercise | Wendy Suzuki](#) by [Ted](#). Standard YouTube licence.
- [Exercise and Mental Health](#) by [Demystifying Medicine](#). Standard YouTube Licence.

## Media Attributions

- [Weight Loss Yoga Synergy](#) © [Jasmine Kaloudis](#) is licensed under a [CC BY-ND \(Attribution NoDerivatives\)](#) license
- [Children Playing](#) © [Clker-Free-Vector-Images](#), [pixabay](#) is licensed under a [Public Domain](#) license






**BCcampus**  
Learning. Doing. Leading.

# Challenge of the day: Write an attribution statement



What would be the best attribution statement for this work?

- a) White Gray Minuet Cat by William Parker is licensed under a CC BY-SA 4.0 licence.
- b) Photo by William Parker / CC BY-SA
- c) Photo: Wikimedia Commons
- d) Source: William Parker




**White Gray Minuet Cat.png**

Long-haired minuet cat with white and gray fur.

 **William Parker**

 **Creative Commons Attribution-Share Alike 4.0**

 White Gray Minuet Cat.png | [Copy](#)

 [[File:White Gray Minuet Cat.png|White\_Gray\_Minuet\_Cat]] | [Copy](#)

 1 January 2021

 1,289 × 849

 image/png

[More Details](#)



## Ideal Attribution:

White Gray Minuet Cat by William Parker is licensed under a CC BY-SA 4.0 licence.



## Good attribution:

Photo by William Parker / CC BY-SA

- Missing the correct title and links

## Incorrect Attribution:

Photo: Wikimedia Commons

- Missing the correct title, author, links, and licence
- Wikimedia Commons is the image site, not the creator/copyright owner

More information can be found at [Best practices for attribution](#)



# Links

- Creative Commons License Chooser: <https://chooser-beta.creativecommons.org/>
- B.C. Open Collection: <https://collection.bccampus.ca/>
- Pressbooks Directory: <https://pressbooks.directory>
- OER by Discipline Directory: <https://opentextbc.ca/oerdiscipline>
- Flickr: <https://www.flickr.com/>
- Creative Commons Search Tool: <https://search.creativecommons.org/>
- Pixabay: <https://pixabay.com>
- Pexels: <https://pexels.com>
- Unsplash: <https://unsplash.com>
- Submission Form: <https://open.bccampus.ca/browse-our-collection/suggestion-for-the-collection/>
- Citation vs. Attribution: <https://opentextbc.ca/selfpublishguide/chapter/citation-vs-attribution/>
- Best Practices for Attribution: [https://wiki.creativecommons.org/wiki/Best practices for attribution](https://wiki.creativecommons.org/wiki/Best_practices_for_attribution)



# OER Production Series Webinars

- Find, Use, and Share OER – July 21
- Introduction to Pressbooks – July 28
- Technical Accessibility – August 11
- Beyond Technical Accessibility: UDL – August 16
- Advanced Pressbooks – August 25

Register at <https://bccampus.ca/events/>





# Questions?

Link to the slides: [bit.ly/FUSOER](https://bit.ly/FUSOER)